

# *HDMI Over CAT5 Receiver at 50 Meters*

## *Operation Manual*



## **TABLE OF CONTENTS**

<b>1. Introduction</b> .....	1
<b>2. Features</b> .....	1
<b>3. Package Contents</b> .....	1
<b>4. Operation Controls and Functions</b> .....	2
4.1 Front Panel.....	2
4.2 Rear Panel.....	2
<b>5. Specifications</b> .....	3
<b>6. Connection and Installation</b> .....	4

## **1. Introduction**

This is the receiver (Rx) unit of HDMI over CAT5 Tx/Rx solution, works with HDMI over CAT5 transmitter, can extend HDMI signal through CAT-5 cables for a distance up to 50 meters. The installation of HDMI Over CAT5 is easy and quick, simply place the transmitter next to your HDTV source such as a DVD player, then place this unit next to your display, and get all necessary cables connected to complete and enjoy.

## **2. Features**

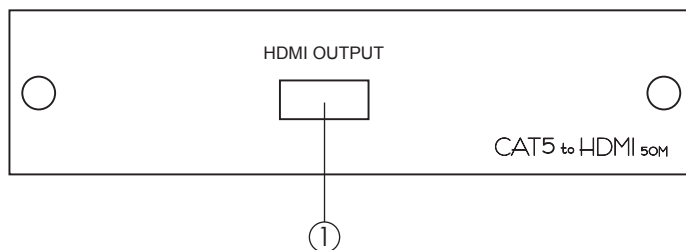
1. Compliant with HDMI 1.2, HDCP 1.1 and DVI 1.0 specifications.
2. Supports CAT-5/CAT-5E/CAT-6 cables of variable types.
3. Supports high definition input up to 1080P, output resolution follows input.
4. Easy to install and simple to operate.

## **3. Package Contents**

1. HDMI Over CAT5 Receiver at 50 Meters
2. 5VDC Power Supply Adaptor
3. Operation Manual

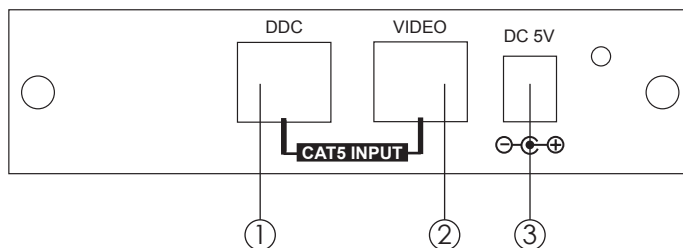
## 4. Operation Controls and Functions

### 4.1 Front Panel



- ① HDMI OUTPUT:  
Connect the HDMI output port to the HDMI input of your display.

### 4.2 Rear Panel

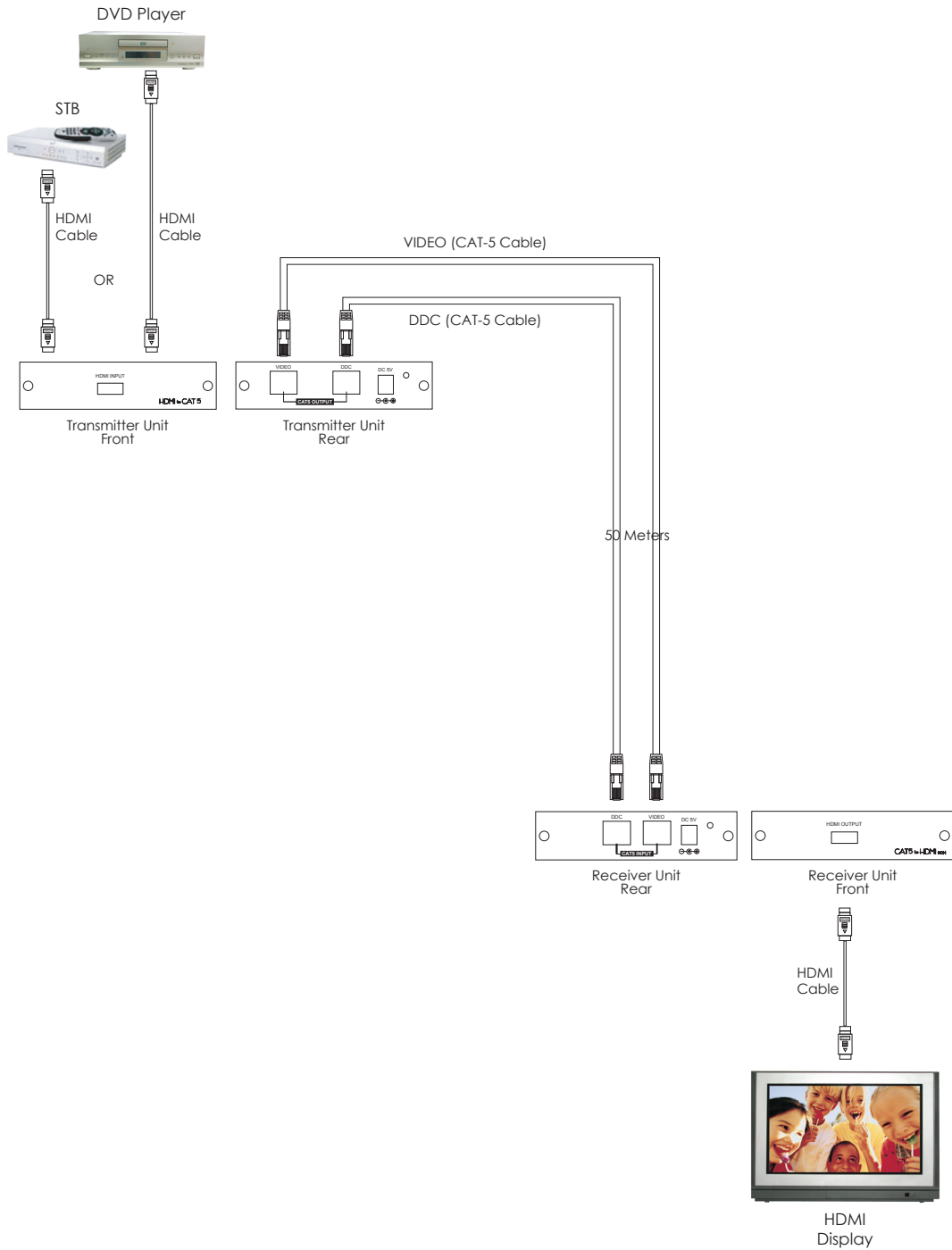


- ① DDC INPUT:  
Connect the DDC input to the DDC output of the transmitter unit using CAT-5/CAT-5E/CAT-6 cable.  
**Note:** For advanced user only, if it's known that the DDC or HDCP data are required for the source and the display, you can use a single CAT-5 cable for the VIDEO connection only.
- ② VIDEO INPUT:  
Connect the VIDEO input to the VIDEO output of the transmitter unit using CAT-5/CAT-5E/CAT-6 cable.
- ③ Power:  
Plug the 5VDC power supply into the unit and connect the adaptor to AC wall outlet.

## **5. Specifications**

1. Supported resolutions: HDMI - 480i/480p, 576i/576p, 720P@50/60Hz, 1080i@50/60Hz, 1080p@50/60Hz
2. Input: 1\* CAT-5 input for VIDEO, 1\* CAT-5 input for DDC
3. Output: 1\* HDMI female port
4. Power: 5V / 2.6A DC power supply
5. Dimensions: 123(W) x 125(D) x 30(H)mm
6. Weight: 700g

## 6. Connection and Installation





## Cypress HDMI Over CAT5 Series:

Product	Description
CA-HDMIAT	HDMI Over CAT5 Transmitter
CA-HDMI 50R	HDMI Over CAT5 Receiver at 50 meters
CA-HDMI 100R	HDMI Over CAT5 Receiver at 100 meters
CA-HDMI 150R	HDMI Over CAT5 Receiver at 150 meters
CA-HDMI 250R	HDMI Over CAT5 Receiver at 250 meters

