

HDMI Over CAT5 Transmitter

Operation Manual



TABLE OF CONTENTS

1. Introduction.....	1
2. Features.....	1
3. Package Contents.....	1
4. Operation Controls and Functions.....	2
4.1 Front Panel.....	2
4.2 Rear Panel.....	2
5. Specifications.....	3
6. Connection and Installation.....	4

1. Introduction

This is the transmitter (Tx) unit of HDMI over CAT5 Tx/Rx solution, depends on the type of receiver (Rx) unit used, this HDMI over CAT5 transmitter can extend HDMI signal through CAT-5 cables for a distance up to 50/100/150/250 meters. The installation of HDMI Over CAT5 is easy and quick, simply place transmitter next to your HDTV source such as a DVD player, then place the receiver unit next to your display, and get all necessary cables connected to complete and enjoy.

2. Features

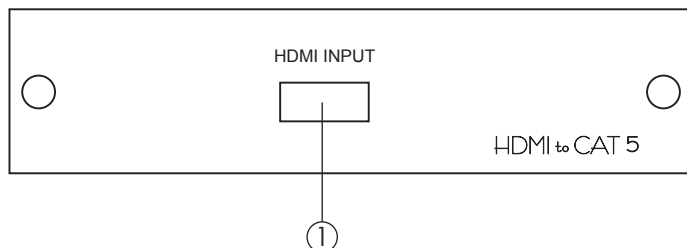
1. Compliant with HDMI 1.2, HDCP 1.1 and DVI 1.0 specifications.
2. Supports CAT-5/CAT-5E/CAT-6 cables of variable types.
3. Supports high definition input up to 1080P, output resolution follows input.
4. Easy to install and simple to operate.

3. Package Contents

1. HDMI Over CAT5 Transmitter
2. 5VDC Power Supply Adaptor
3. Operation Manual

4. Operation Controls and Functions

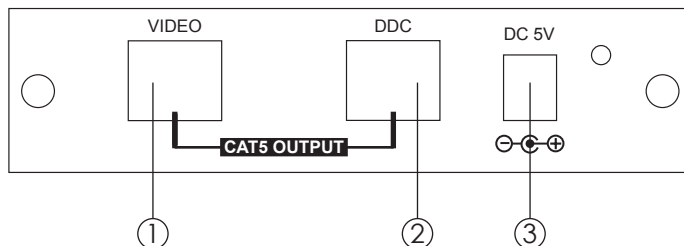
4.1 Front Panel



① HDMI INPUT:

Connect the HDMI input port to the HDMI or DVI output of your source equipment such as DVD player or set-top-box.

4.2 Rear Panel



① VIDEO OUTPUT:

Connect the VIDEO output to the VIDEO input of the receiver unit using CAT-5/CAT-5E/CAT-6 cable.

② DDC OUTPUT:

Connect the DDC output to the DDC input of the receiver unit using CAT-5/CAT-5E/CAT-6 cable.

Note: For advanced user only, if it's known that the DDC or HDCP data are required for the source and the display, you can use a single CAT-5 cable to connect the VIDEO ports of transmitter and receiver.

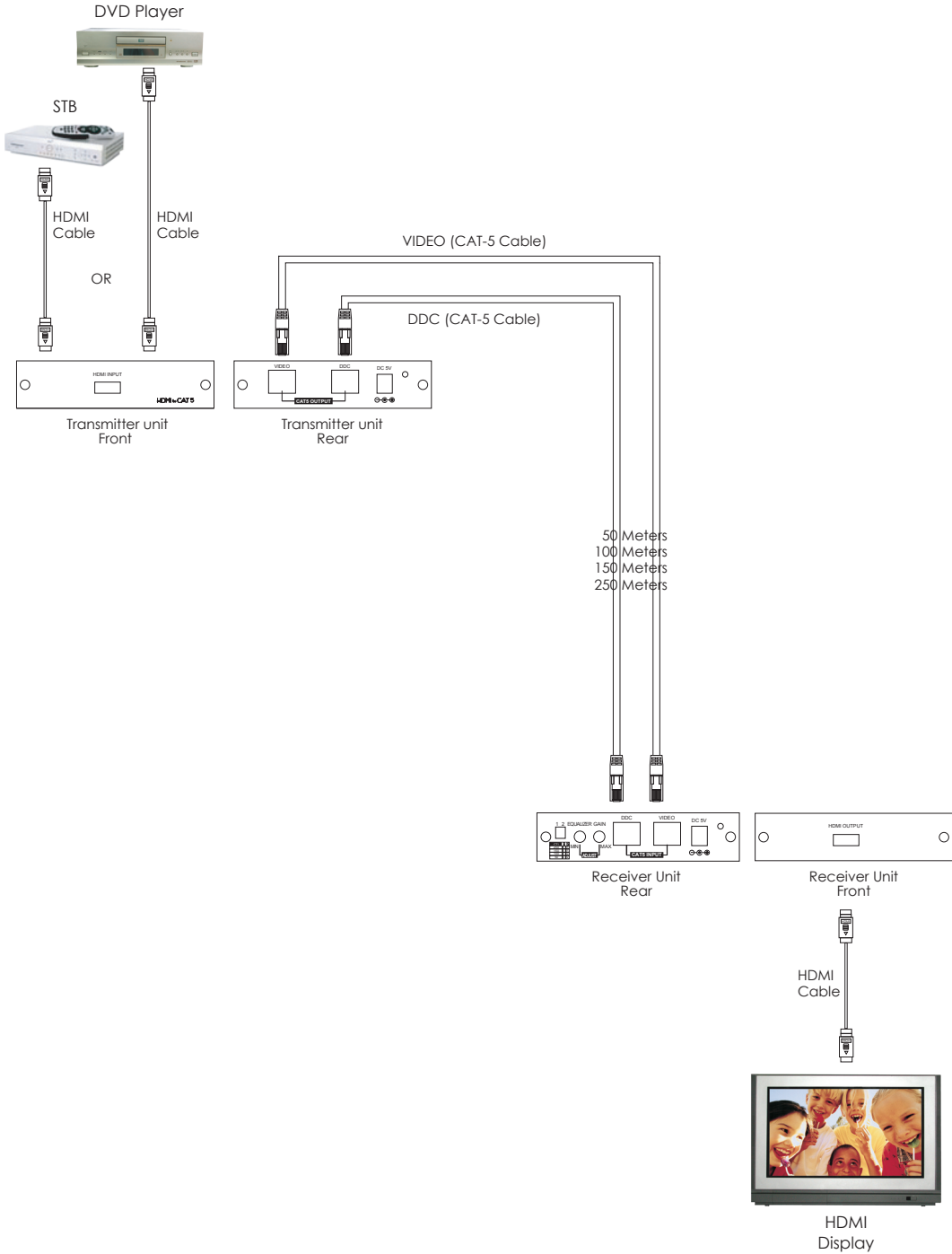
③ Power:

Plug the 5VDC power supply into the unit and connect the adaptor to AC wall outlet.

5. Specifications

1. Supported resolutions: HDMI - 480i/480p, 576i/576p, 720P@50/60Hz, 1080i@50/60Hz, 1080p@50/60Hz
2. Input: 1* HDMI female port
3. Output: 1* CAT-5 output for VIDEO, 1* CAT-5 output for DDC
4. Power: 5V / 2.6A DC power supply
5. Dimensions: 123(W) x 125(D) x 30(H)mm
6. Weight: 700g

6. Connection and Installation



Cypress HDMI Over CAT5 Series:

Product	Description
CA-HDMIAT	HDMI Over CAT5 Transmitter
CA-HDMI 50R	HDMI Over CAT5 Receiver at 50 meters
CA-HDMI 100R	HDMI Over CAT5 Receiver at 100 meters
CA-HDMI 150R	HDMI Over CAT5 Receiver at 150 meters
CA-HDMI 250R	HDMI Over CAT5 Receiver at 250 meters

