

1by 3 DisplayPort Extender Splitter - ID# 987



Operation Manual

Introduction

For those who want to display large content the 1x3 DisplayPort Extender Splitter is for you. Able to extend an image onto 2 or 3 displays, this device is perfect for multi-tasking, but can also split an image so the same image is repeated on up to three connected displays. This 1 by 3 DisplayPort Extender Splitter allows users to enjoy images or video in HD resolution up to 1920 x 1200 on multiple monitors from a single digital output port. The 1 by 3 DisplayPort Extender Splitter is a useful device for extending displays and splitting images.

Applications

- Home & office display
- Gaming

Features

- Supports DisplayPort v1.1a, VESA DDM Standard, HDCP v1.3 and EDID v1.4
- Supports link rates of 2.7Gbps (HBR) and 1.62Gbps (RBR) from the source.
- Fully HD compatible and provides full display performance with zero lag and no display application limitations
- Does not require software updates
- Quality Lab (WHQL) testing/qualification
- Supports output resolutions up to 1920 x 1200
- Works with any desktop and notebook computer which have a DisplayPort output port
- Provides exceptional Secured Content Protection with HDCP 1.3 for digital content including video and audio
- Plug and Play

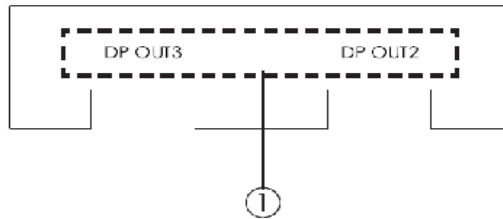
System Requirements

Input source equipment such as a PC or any DisplayPort output device with a DisplayPort connection cable.

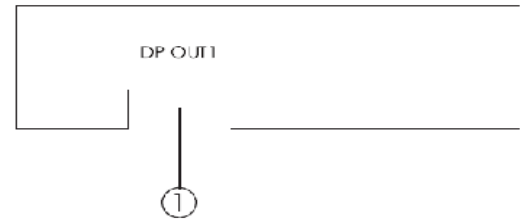
Output display such as a PC monitor or any DisplayPort input display with DisplayPort connection cable.

Operation Controls and Functions Transmitter

Front Panel



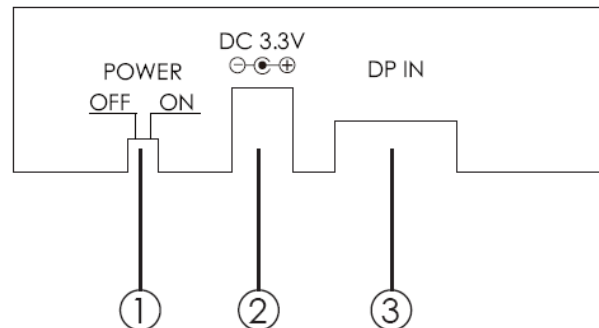
Right Panel



① **DP OUT 1~3:** Connect these slots with the output displays Display port input port in order to send a signal.

Note: It is suggested to use the same type/model of display in order to get the optimal image quality. When the input source's timing is matched with the output display's timing, the device will first extend the image according to the numbers of the output connected. If the input sources timing does not match with output display's timing the device will then split the signal to match the number of the connected display to show an identical image. (Detail information please refer to section 8. Timing table for monitors).

Rear Panel

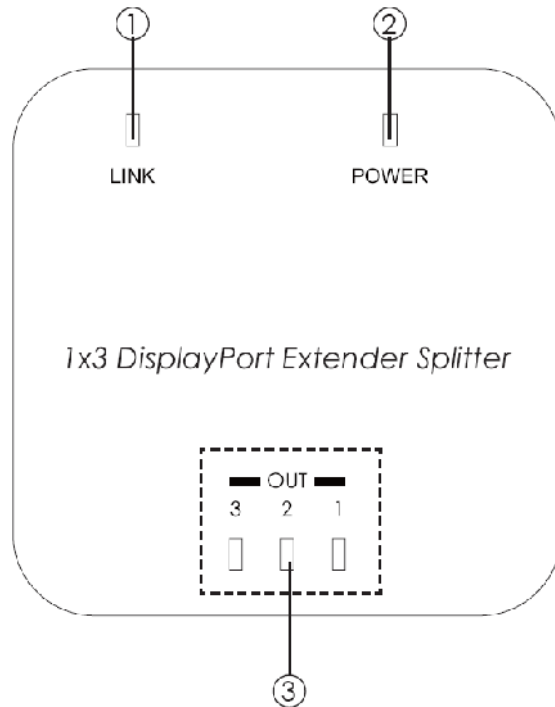


① **On/off switch:** Push this switch to turn the device on or off. The green LED will turn on when the device is switched on.

② **DC 3.3V:** This slot is where you plug the 3.3V DC power supply into the unit and connect the adaptor to an AC outlet.

③ **DP IN:** This slot is where you connect the input source equipment such as a PC or any output device that has a DisplayPort.

Top Panel



- ① **LINK LED:** The green LED will turn on when the input source device is connected.
- ② **POWER LED:** The green LED will switch on when the device is powered on.
- ③ **OUT 1~3 LED:** The green LED will turn on when the output port is connected with the output display.

Timing tables for monitor

The 1 by 3 DisplayPort splitter is a smart device with a built in feature that can define which and how many monitors are connected and can transmit the proper signal for the display. Below is the expanded timing list which is supported by the device.

Two Monitors Mode		
From PC	To Monitor	Vertical Refresh Rate (Hz)
3840 x 1200	1920 x 1200	60
2560 x 1024	1280 x 1024	60
2048 x 768	1024 x 768	60
3360 x 1050 *1	1680 x 1050	60
3200 x 1200 *1	1600 x 1200	60
2880 x 900 *1	1440 x 900	60
1600 x 600 *1	800 x 600	60
1280 x 480 *1	640 x 480	60
2800 x 1050 *1	1400 x 1050	60

Three Monitors Mode		
From PC	To Monitor	Vertical Refresh Rate (Hz)
3840 x 800	1280 x 800	60
3840 x 1024	1280 x 1024	60
3072 x 768	1024 x 768	60
2400 x 600 *1	800 x 600	60
1920 x 480 *1	640 x 480	60
4080 x 768 *1 , *2	1360 x 768	60
3840 x 720 *1	1280 x 720	60
2160 x 480 *1	720 x 480	60
3840 x 960 *1	1280 x 960	60

Note:

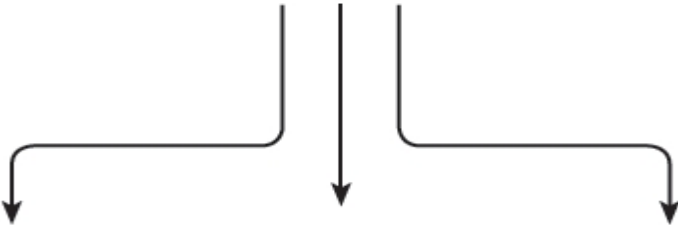
*1. The timing is listed out in EDID extension block. Some old GPU driver may not support it.

*2. The total horizontal pixel include the active area and blank area is large than 4096, some GPU driver may not support the timing.

Connection Diagram



Dell PC/Notebook



Dell Monitor



Dell Monitor

or



Dell Monitor



Dell Monitor



Dell Monitor



Dell Monitor

Specifications

Output Resolution	1920 x 1200 / 1920 x 1024
Input port	1 x DisplayPort
Output ports	3 x DisplayPort
Power Supply	3.3V / 1.5A DC (US/EU standards, CE/FCC/UL certified)
ESD Protection	Human body model: ± 8kV (air-gap discharge) ± 4kV (contact discharge)
Dimensions(mm)	100 (W) x 70 (D) x 20 (H)
Weight(g)	90
Chassis Material	Plastic
Silkscreen Color	White
Operating Temperature	0°C ~ 40°C / 32°F ~ 104°F
Storage Temperature	-20°C~60°C / -4°F ~ 140°F
Power Consumption	3W
Relative Humidity	20~90% RH (non-condensing)