

2-in 1-out HDMI 1.3 SWITCHER

Operation Manual



CLUX-21SY

Introduction:

CLUX-21SY is a high performance HDMI switcher. It allows two HDMI sources to share one HDTV display.

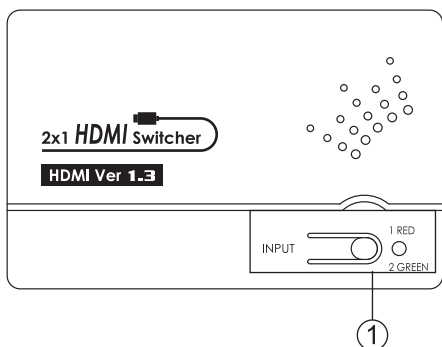
Simply pressing input button to select your desired HDMI source for display on the HDTV.

Features:

- * HDMI 1.3, HDCP 1.1 and DVI 1.0 compliant.
- * Supports 30/36/48 bit color depth display.
- * Supports High Definition audio - Dolby Digital TrueHD and DTS-HD.
- * Auto Signal Enhancement feature can improve signal quality after long distance transmission.
- * LED indicators.
- * Ideal for home theater integration.
- * Supports high resolution input:
PC: VGA, SVGA, XGA, SXGA, UXGA (1600 x 1200) and 1920 x 1200 &
HDTV: 480i, 480p, 576i, 576p, 720p, 1080i and 1080p
- * Easy to install and simple to operate.

Operation Controls and Functions:

Top Panel

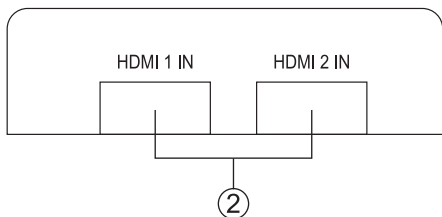


1. Input LED Indicator:

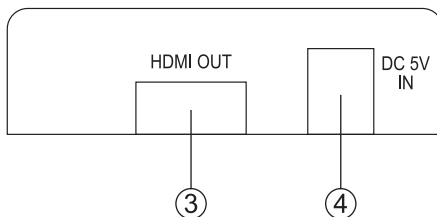
The LED will illuminate when the power is connected.

Red/Green LED indicates the input status. Press the "INPUT" button to select between HDMI IN1 and HDMI IN2.

Front Panel



Rear Panel



2. HDMI inputs:

Connect your various HDMI sources to the 2 HDMI inputs of unit using HDMI cable.

3. HDMI output:

Connect the HDMI out of the unit to the HDMI input of your display using HDMI cable.

4. Power:

Plug the 5VDC power supply into the unit and connect the adaptor to AC wall outlet.

Specifications:

- * Frequency bandwidth: 2.25Gbps(single link)
- * Inputs: 2 x HDMI female ports (Type A connector)
- * Output: 1 x HDMI female port (single link)
- * 5VDC power supply
- * Weights: 0.26kgs
- * Dimensions: 100(W) x64(D) x 18.5(H)mm

Connection and Installation:

