

3D HDMI 1in 2out Splitter

- ID# 15181



Operation Manual

Introduction

The 1 x 2 HDMI Splitter with audio is fully compliant with HDMI and allows the output from any HDMI equipped device to be split and allow connection to up to two HDTV displays e.g. an LCD TV and a projector in the same room. The third HDMI output is an audio with blue screen output, which means it can be connected to an AV Receiver that does not support 3D signal.

Features

- HDMI, HDCP1.1 and DVI 1.0 compliant Receiver
- Deep Color video up to 12-bit, 1080p@24/60 Hz
- One HDMI source to connect up to two HDMI displays simultaneously
- One audio-only HDMI output connected to AVR
- Splits a HDMI source to two outputs without signal loss
- Supports DVI source and DVI display by using HDMI to/from DVI adaptor cable
- Supports LPCM 7.1CH, Dolby Digital and Dolby Digital Plus Audio transmission (32–192 kHz Fs sample rate)
- Supports a wide range of PC and HDTV resolutions from VGA to WUXGA and 480i to 1080p
- HDMI cable distance test with 1080p/8-bit or 12-bit resolution, the Input/Output distance can run up to 15 meters
- Supports EDID functionality. This device will detect the video's EDID information based on HDMI OUT 1 and the audio's EDID based on HDMI OUT 3.
Note: If both HDMI OUT 1 & HDMI OUT 2 are connected and HDMI OUT 1 is unplugged, the device will retain the EDID information for that device.

Applications

- Showroom environment
- Education demo
- Installation usage
- Home entertainment

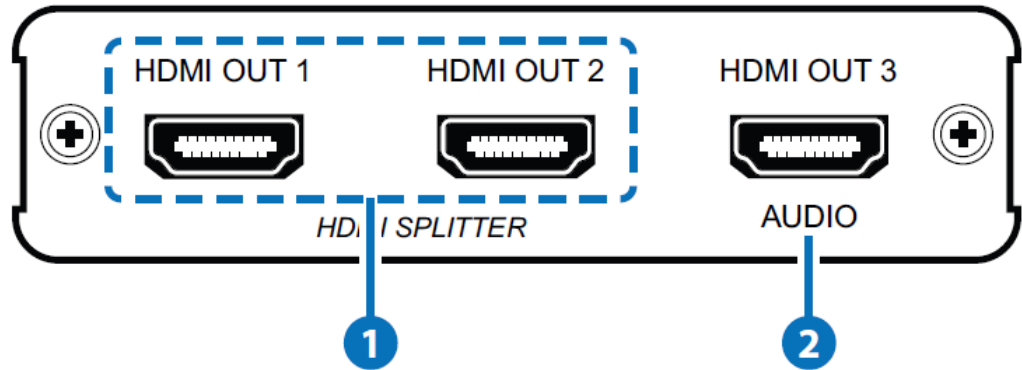
System Requirements

Input source equipment with HDMI outputs and HDMI equipped displays and/or AV Receivers.



Operation Controls and Functions

Front Panel



1. HDMI OUT 1 & 2

Connect each of the output ports to a HDMI equipped video display such as TV or projector. HDMI OUT 1 is the master video port and the device will send the video content according to that connected display's EDID information. If more than one output is connected, both HDMI OUT 1 and HDMI OUT 2 output identical video signals simultaneously based on the EDID information of the display connected to HDMI OUT 1.

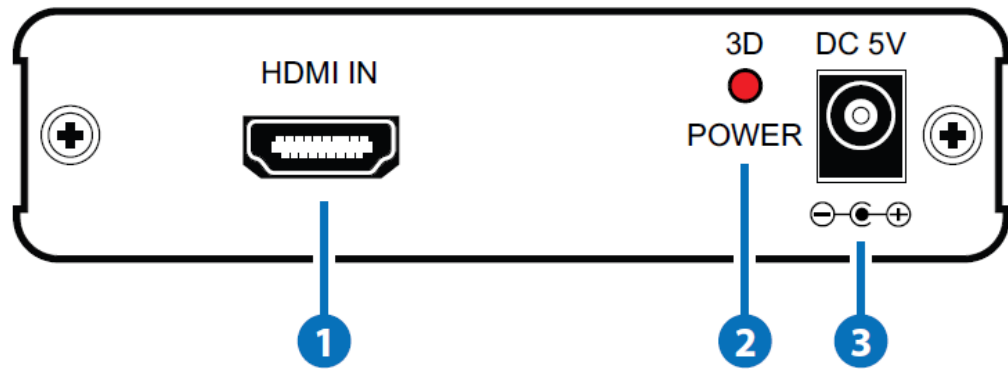
2. HDMI OUT 3

Connect the HDMI audio output port to the AV Receiver. HDMI OUT 3 is the master audio port and the device will send the audio content according to the connected device's EDID information to all HDMI outputs. Meanwhile, the display will show a blank BLUE screen.

***Note:** A master port will replicate the highest resolution settings of the connected device. Any device connected to a non-master port that does not meet the master device's EDID settings there may be no output from that port. For example, when the device connected to HDMI OUT 3 supports 7.1CH audio but OUT 1 & 2 supports only 2CH, then there will be no audio output from the HDMI OUT 1 and HDMI OUT 2 ports.*

Similarly, when a 3D capable display is connected to HDMI OUT 1 and a non-3D capable display is connected to HDMI OUT 2 there may be no video displayed on the device connected to HDMI OUT 2 when 3D video is playing.

Back Panel



1. HDMI IN

Connect the HDMI or DVI output of your source equipment such as 3D Blu-ray player or set-top box.

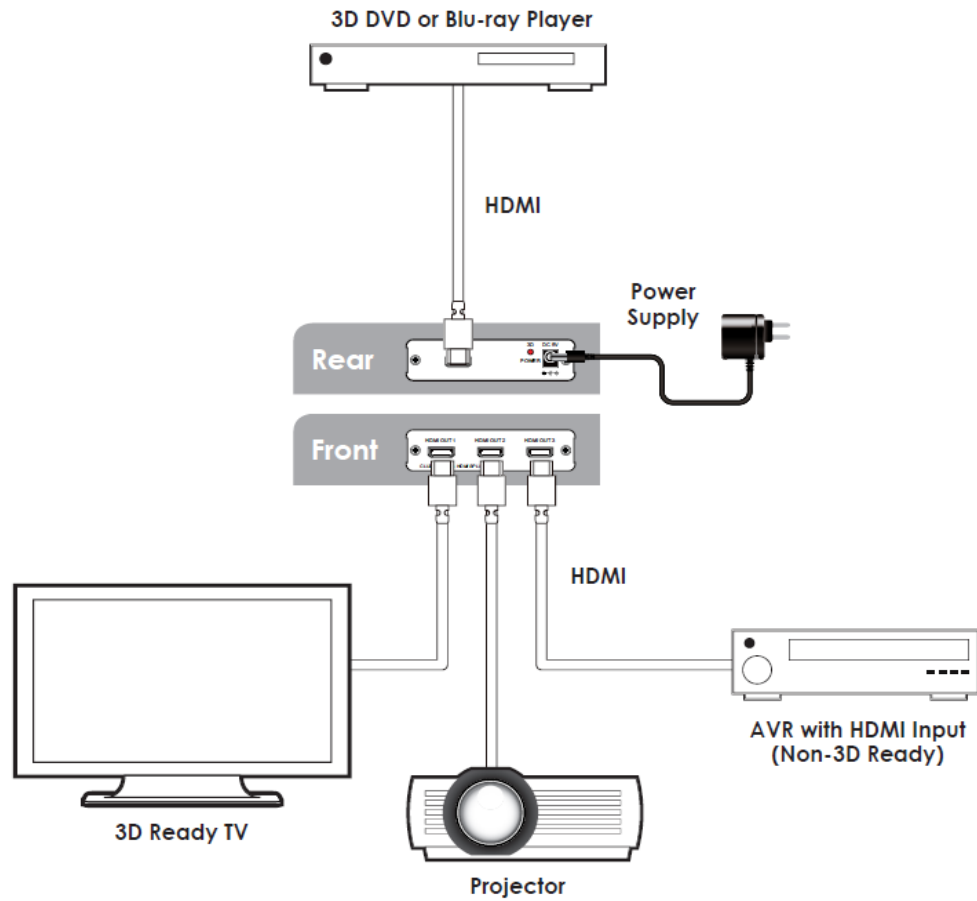
2. POWER/3D INDICATOR

When the system is ON the RED LED will illuminate when the system detects a 3D formatted video signal the GREEN LED will illuminate.

3. DC POWER JACK

Plug the DC 5V power supply into the splitter and connect the adaptor to AC wall outlet.

Connection Diagram



In this example, when the input signal is of 3D format, only HDMI OUT 1 will have picture, while HDMI OUT 2 won't because the projector is non 3D-ready. When the input signal is of 2D format, both HDMI output port 1 and 2 will have picture

Specifications

Input Port	1×HDMI
Output Port	2×HDMI
	1×HDMI (For audio only with Blue Screen)
Input Resolution	480i ~1080p 50/60, VGA~WUXGA
Output Resolution	480i ~1080p 50/60, VGA~WUXGA
Cable Distance	Up to 15M with 8 or 12 bits
Audio output	Up to 192kHz
ESD Protection	Human Body model: ±8 kV (air-gap discharge) ±4 kV (contact discharge)
Power Supply	5V DC/1A (US/EU standards, CE/FCC/UL certified)
Dimensions	100mm (W)×147mm (D)×25mm (H)
Weight	300g
Chassis Material	Aluminum
Silkscreen Color	Black
Operating Temperature	0 °C~40 °C/32 °F~104 °F
Storage temperature	-20 °C~60 °C/-4 °F~140 °F
Relative Humidity	20~90 % RH (no condensation)
Power Consumption	4.1 W(Max)