

HDMI to DVI Converter w/Digital Audio

The CP-267 converts digital HDMI to digital video (DVI-D) and audio (SPDIF) output. It enables you to connect your HDMI source to a DVI digital display and the digital audio receiver.

Operation Manual



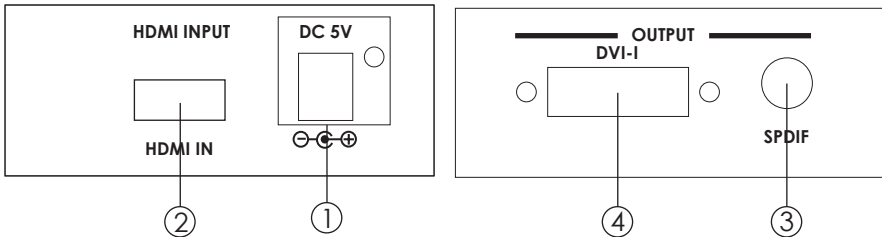
This package includes:

- One CP-267 unit.
- One switching power supply.
- User manual.

Features:

- Let you watch your HDMI source signal on DVI digital display and enjoy high quality digital audio at the same time.
- Input format auto detection: Digital RGB or YPbPr.
- Plug and play, easy to install.

Operation Controls and Functions



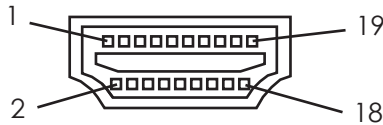
1. Power Input: Plug the supplied 5VDC power supply into the unit and the LED will illuminate when the power is connected.
2. HDMI Input: Connects to HDMI output connector of your source equipment.
3. Digital Audio (SPDIF) Output: Connect to the audio input of your digital audio receiver.
4. DVI Output: Connect to the DVI input connector of your DVI display such as monitor or projector. It outputs only DVI-D signal via a DVI-I connector.

Specifications:

- * HDMI input is compliant with HDMI 1.2
- * Digital video output: Via DVI-I connector
(RGB or YPbPr pass through)
- * Digital audio output: Coaxial (S/PDIF)
- * Operation frequency: Up to 165MHz
- * Input/Output resolutions:
 - PC: VGA@60Hz, VGA@72Hz, VGA@75Hz, VGA@85Hz,
SVGA@60Hz, SVGA@72Hz, SVGA@75Hz, SVGA@85Hz, XGA@60Hz,
XGA@70Hz, XGA@75Hz, XGA@85Hz, XGAi@87Hz, SXGA@60Hz, SXGA@75Hz,
SXGA@85Hz, UXGA@60Hz, 1152@70Hz, 1152@75Hz, 1152@85Hz
 - HD: 480i@60Hz, 576i@50Hz, 480p@60Hz, 576p@50Hz, 720p@60Hz, 720p@50Hz,
1080i@60Hz, 1080i@50Hz, 1080p@60Hz, 1080p@50Hz, 1080p@30Hz,
1080p@25Hz, 1080p@24Hz
- * Dimensions: 105(W) x 76(D) x 30(H)mm
- * Power: 5V 2A center-positive

Pin Configuration

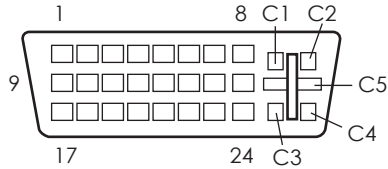
A. HDMI Input Pin Assignment



Pin#	Function Assignment	Pin#	Function Assignment
1	TMDS Data2+	2	TMDS Data2 Shield
3	TMDS Data2-	4	TMDS Data1+
5	TMDS Data1 Shield	6	TMDS Data1-
7	TMDS Data0+	8	TMDS Data0 Shield
9	TMDS Data0-	10	TMDS Clock+
11	TMDS Clock Shield	12	TMDS Clock-
13	CEC	14	Reserved (N.C. on device)
15	SCL	16	SDA
17	DDC/CEC Ground	18	+5V Power
19	Hot Plug Detect		

DVI-D Output Pin Assignment

DVI-Digital(DVI-D): Supports digital-only connections between the host computer and display. This interface is designed for a 12 or 24-pin connection to enable single or dual-link mode activation.



Digital only connector pin assignments

Pin	Signal Assignment	Pin	Signal Assignment	Pin	Signal Assignment
1	T.M.D.S Data2-	9	T.M.D.S Data1-	17	T.M.D.S Data0-
2	T.M.D.S. Data2+	10	T.M.D.S. Data1+	18	T.M.D.S. Data0+
3	T.M.D.S. Data2 Shield	11	T.M.D.S. Data1 Shield	19	T.M.D.S. Data0 Shield
4	N.C.	12	N.C.	20	N.C.
5	N.C.	13	N.C.	21	N.C.
6	DDC Clock	14	+5V Power	22	T.M.D.S. Clock Shield
7	DDC Data	15	Ground (for +5V)	23	T.M.D.S. Clock+
8	No Connect	16	Hot Plug Detect	24	T.M.D.S. Clock-
C1	N.C.	C2	N.C.	C3	N.C.
C4	N.C.	C5	N.C.		

Connection and Installation

