

# Professional HDMI Equalizer

Operation Manual



CP-269HM is a high performance cable equalizer allows HDMI/DVI cable runs up to 50 meters. It corrects digital error and automatically provides equalization up to 40dB to compensate for cable transmission loss, it will eliminate digital noise (sparkles) to ensure you to receive perfect HDTV picture after long cable transmission.

## This package includes

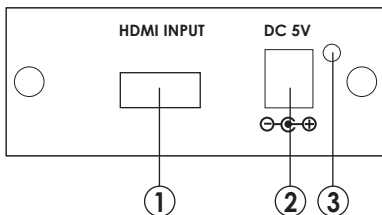
- The HDMI equalizer box.
- 5V DC power adaptor.
- User manual.

## Features

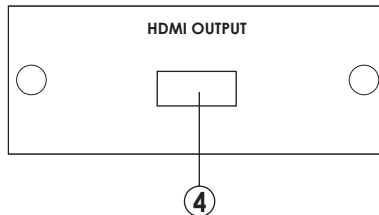
- \* Fully automatic equalization up to 40 dB at 825 MHz (1.65Gbps), no system control required.
- \* Extend cable runs up to 50 meters-40 meters from the source to the equalizer plus 10 meters from the equalizer to the projector, TV/monitor.
- \* Maintains high HDMI single link video resolution up to UXGA/1080p.
- \* Can be powered directly from the cable.  
However, it's recommended to use external power adaptor for long cable application.
- \* HDCP compliant, HDMI is backward compatible with DVI.
- \* Plug and play, easy to install.

## Operation Controls and Functions

### Front Panel

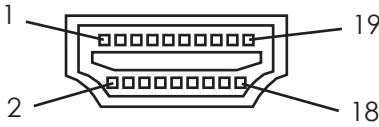


### Rear Panel



1. HDMI Input: Connects to the HDMI output connector of your source equipment.
2. DC power plug.
3. Power LED.
4. HDMI output: Connects to the HDMI input connector of your display unit.

# HDMI Connector Pin Assignment



Pin#	Function Assignment	Pin#	Function Assignment
1	TMDS Data2+	2	TMDS Data2 Shield
3	TMDS Data2-	4	TMDS Data1+
5	TMDS Data1 Shield	6	TMDS Data1-
7	TMDS Data0+	8	TMDS Data0 Shield
9	TMDS Data0-	10	TMDS Clock+
11	TMDS Clock Shield	12	TMDS Clock-
13	CEC	14	Reserved (N.C. on device)
15	SCL	16	SDA
17	DDC/CEC Ground	18	+5V Power
19	Hot Plug Detect		

## Specifications

- \* Compliant with HDMI 1.2
- \* HDCP is compliant with HDCP 1.1 downward compatible to HDCP 1.0
- \* HDCP pass through.
- \* Operation frequency : Up to 165MHz
- \* HDMI data rate: 1.65Gbps(single link)
- \* Input/Output resolutions:
  - PC: VGA, SVGA, XGA, SXGA, UXGA up to 165MHz
  - HD: 480i/576i, 480p/576p, 720p, 1080i, 1080p
- \* Dimension: 72(D)x 76(W)x 30(H)mm
- \* Power: 5V center-positive

Note: Connect the long HDMI/DVI cable from the source to the input of CP-269HM and place the unit next to your display.

## Installation

