

CYP

CYP DCT-6S Volume Leveler

Operation Manual

SRS 
TruVolume



- TruVolume, SRS and the (0) symbol are trademarks of SRS Labs, Inc.
- TruVolume technology is incorporated under license from SRS Labs, Inc.

Introduction

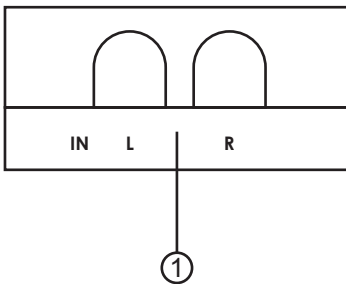
The Cypress Volume Leveler incorporating SRS TruVolume™ technology can regulate TV-channel volume to the listening level you're most comfortable with, preventing annoying fluctuations while you channel surf as well as taming those obnoxious commercials. It also enables you to hear everything that you've been missing when the volume is set to a lower level!

Features

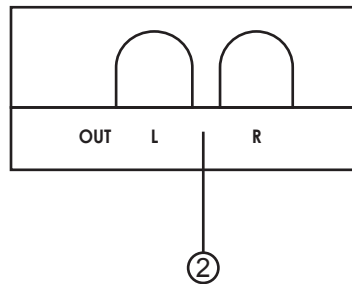
1. Simple Operation "On / Off".
2. Simple connection for easy installation (Stereo analog in/out, Power).
3. Supports Line Level Inputs up to 2Vrms and Line Level Outputs up to 1Vrms, via stereo RCA jacks.
4. Regulates TV / Satellite / Radio broadcast volume levels, so you don't have to constantly adjust it when you change channels.
5. Connects between your TV / Stereo / Soundbar / HTiB / AVR and cable box, BD/DVD player, DVR/PVR/TiVo® or Satellite Receiver.
6. Helps the hearing impaired by keeping channels at a consistent volume level so they can hear everything while keeping others in the room comfortable.
7. Powered via included external universal AC/DC adapter (input: 100V~240V AC, 50~60Hz; output: +5V DC, US-type plug).
8. Package includes with 3 ft long stereo (male to male) RCA cable which enables hassle-free installation in stereo analog systems today.
9. Boosts low and high-frequency content dynamically (20-bands/ch), using an advanced psychoacoustic modeling engine making the entire listening experience come alive, regardless of the audio level!

Operation Controls and Functions

3.1 Front Panel



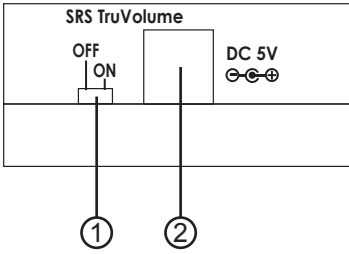
3.2 Rear Panel



① L/R input: Connect L/R stereo analog audio input port to the L/R source equipment, such as STB.


② L/R output: Connect L/R stereo analog audio output to the display audio input or audio equipment.

3.3 Side Panel



- ① SRS TruVolume: Switch SRS TruVolume On/Off.
- ② Power: Plug 5V DC power supply into the unit and connect the adaptor to AC wall outlet.

4. Connection and Installation



5. Specifications

Input ports	L/R
Output ports	L/R
Power Supply	5V/1A DC (US/EU standards, CE/FCC/UL certified)
Dimensions (mm)	42(W) x 40.5(D) x 22(H)
Weight(g)	25
Chassis Material	Plastic
Silk Skin Color	White
Operating Temperature	Operating from 0°C ~ 40°C

